



RESEARCH REVIEW

CASELOAD OF THE GEORGIA COURTS 1998

ADMINISTRATIVE OFFICE OF THE COURTS

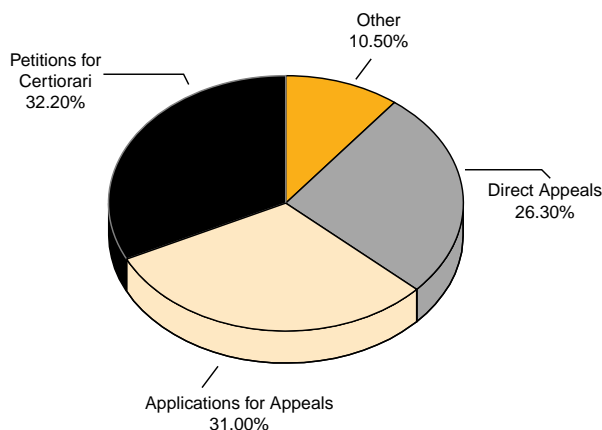
The Research Review is designed to bring a new, concentrated focus to the annual statistics that demonstrate the workload of the Georgia Courts. We hope this publication will enhance your understanding of the caseload data.

SECTION I: SUMMARY OF DATA

SUPREME COURT CASELOAD

- Total filings decreased from 2,118 in 1997 to 1,899 in 1998, representing a 10% decline.
- Major contributors to the decline included a 34% decrease in interlocutory appeals, a 23% decrease in attorney disciplinarys, and a 14% decrease in discretionary appeals.
- Over the five-year period (1994-1998), filings have ranged from a low of 1,899 to a high of 2,199, representing an average rate of filings of 2,004 cases. The differences in the high and low figures for filings, 200 cases, represent a variation of approximately 10% above and below the average of 2,004 filings.
- Petitions for Certiorari and Applications for Appeal, each comprise almost a third of the court filings.

Supreme Court Case Filings 1998
by case type with percentages



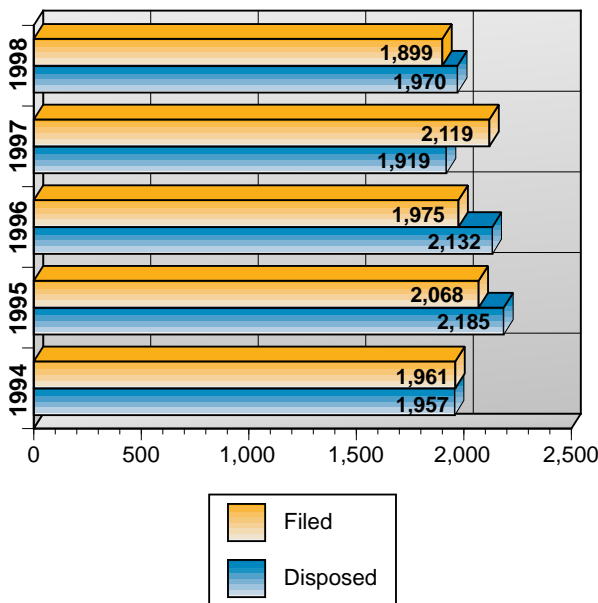
Supreme Court Filings 1997 & 1998

<u>Filed</u>	<u>1997</u>	<u>1998</u>
Direct Appeals	525 ¹	500 ²
Petitions for Certiorari	665	611
Applications for Appeal		
Habeas corpus	362	338
Discretionary	239	205
Interlocutory	70	46
Interim Review (death penalty)	2	
Attorney Disciplinarys	210	161
Original Petitions/Motions	6	10
Certified Questions	7	2
Bar Admissions	11	8
Judicial Qualifications	1	2
Emergency Motion	20	16
Total	2,118	1,899

SUPREME COURT CASELOAD

- Dispositions increased from 1,919 cases disposed in 1997 to 1,970 in 1998.
- Cases disposed by opinion increased from 364 in 1997 to 394 in 1998, representing an 8% increase.
- Dispositions have ranged from a low of 1,919 to a high of 2,185; the average number of dispositions per year is 2,033 cases.
- The difference between the high and low values in the number of cases disposed, 266, is somewhat larger than 10% above and below the average disposed cases of 2,033.

Supreme Court Caseload 1994 - 1998



Supreme Court Dispositions 1997 & 1998

Disposed	1997	1998
By Opinion	364 ³	394
Affirmed without Opinion (Rule 59)	10	11
Stricken from Docket	3	
Allowed Withdrawn	24	24
Transferred to Court of Appeals	83 ⁴	96
Appeals Dismissed	108	88
Petition for Certiorari		
Denied	514	668
Granted	59 ⁵	50
Dismissed	20	
Withdrawn	12	
Writ vacated	1	
Other		20
Habeas Corpus		
Denied	245	357
Granted	1	5
Dismissed	5	
Remanded	4	
Other		5
Discretionary Applications		
Denied	149	118
Granted	32	25
Dismissed	32	
Transferred to the Court of Appeals	15	33
Other		27
Interim Review		
Denied	3	
Granted		
Remanded		
Stricken from Docket		
Interlocutory Applications		
Denied	24	28
Granted	15	3
Dismissed	4	
Transferred to the Court of Appeals	17	10
Withdrawn	1	
Other		8
Emergency Motions		
Denied	11	
Granted	2	
Bar Admissions	11	
Judicial Qualifications		
Attorney Discipline	150	
Total	1,919	1,970

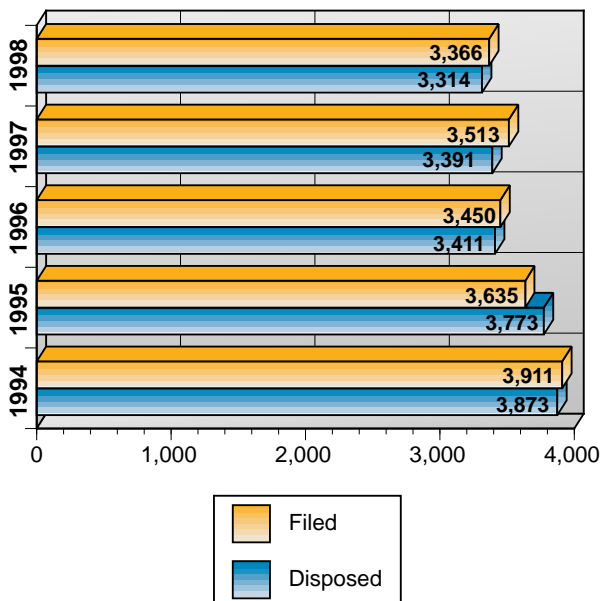
Footnotes

- ¹Includes 16 cross appeals and 1 granted application for interim review.
- ²Includes 12 cross appeals and 1 granted application for interim review.
- ³In 1997, 376 appeals and 38 granted writs of certiorari were disposed of by 364 written opinions.
- ⁴Includes 4 cases that were returned to the Court of Appeals.
- ⁵Includes 1 writ granted and remanded to the Court of Appeals, and 3 granted with the notice of appeal directed to this court.

COURT OF APPEALS CASELOAD

- Over the five-year period (1994-1998), cases filed have ranged from a high of 3,911 in 1994 to a low of 3,366 in 1998, so that the average rate of filings is 3,575 cases.
- The difference in the high and low numbers is 545 cases.
- The yearly variation is greater than 10% above and below the average of 3,575 cases.
- Total cases filed decreased from 3,513 filings in 1997 to 3,366 in 1998 representing a marginal decrease of 4%.
- Both direct and discretionary appeals declined by 4.6% and 4.8%, respectively.
- Decrease of 2.3% from the 3,391 cases disposed in 1997 to the 3,314 cases disposed in 1998.
- Most of this decrease can be attributed to a 36.8% decrease in the number of cases disposed by Rule 36 and a 23.1% decrease in the number of discretionary applications transferred to the Supreme Court.

Court of Appeals Caseload 1994 - 1998



Court of Appeals Caseload 1997 and 1998

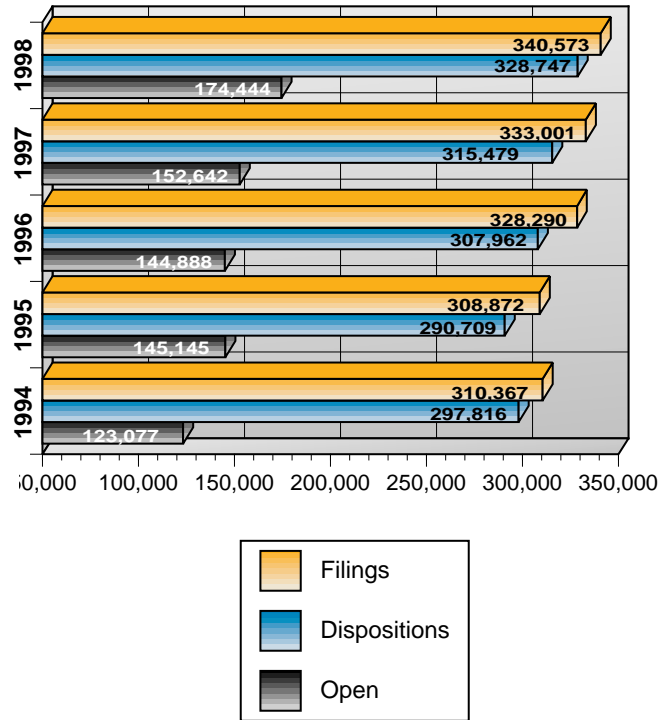
<u>Filed</u>	<u>1997</u>	<u>1998</u>
Appeals	2,596	2,476
Discretionary	479	456
Interlocutory	438	434
Total	3,513	3,366

<u>Disposed</u>	<u>1997</u>	<u>1998</u>
Appeals		
By opinion	1,875	1,529
Non-published opinions		307
By order	567	552
Rule 36	57	36
Total	2,499	2,424
Discretionary applications		
Granted	91	100
Denied	316	282
Dismissed	56	64
Transferred to Supreme Court	13	10
Withdrawal	1	
Other		
Total	477	456
Interlocutory applications		
Granted	92	84
Denied	261	278
Dismissed	54	41
Transferred to Supreme Court	4	6
Withdrawn	4	
Other		25
Total	415	434
Total	3,391	3,314

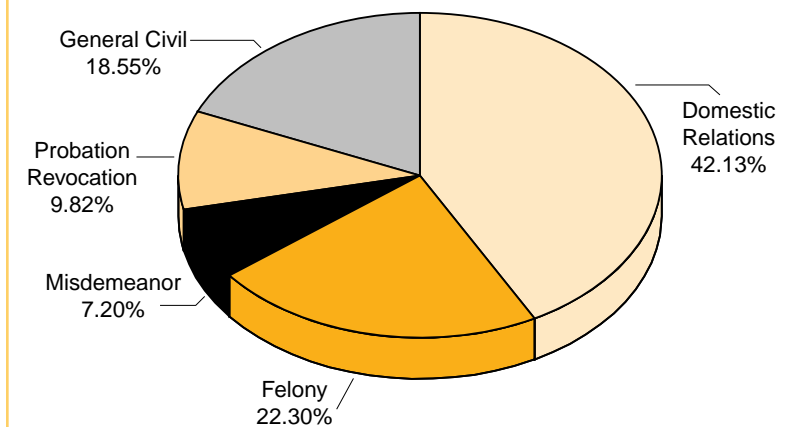
SUPERIOR COURT CASELOAD

- The data represents a reporting rate of 100% for all years cited.
- A clear growth trend in the Superior Court caseload seems to be emerging.
- Criminal and civil filings totaled 310,367 dockets in 1994 and have increased steadily over the succeeding years to 340,573 in 1998, a new historical high.
- In each year except 1995 there was an increase in the filings. In 1995, there was a statistically insignificant decrease of 0.5%.
- Between 1994 and 1998 the filings increased by almost 10%.
- During the period from 1994 to 1998, dispositions increased by 10% from 297,816 in 1994 to 328,747 dockets in 1998.
- The total open criminal and civil cases increased significantly over the same period from 123,077 in 1994 to 174,444 in 1998 - an increase of slightly less than 42%.
- Domestic relations cases comprise the largest percentage of the filings.
- Felony and general civil cases are each about one-fifth of the caseload of the superior courts.

Total Criminal & Civil Cases in the Superior Courts 1994 - 1998



Superior Court Case Filings 1998 by case type with percentages



STATE COURT CASELOAD

- State Court caseload reporting is dependant on voluntary submission of information by the clerk of court.

- Reporting has ranged from a low of 80% in 1995 to a high of 91% in 1997.

- Some courts report filings, but not dispositions; this explains in part the difference between filings and dispositions for each year from 1994 to 1998.

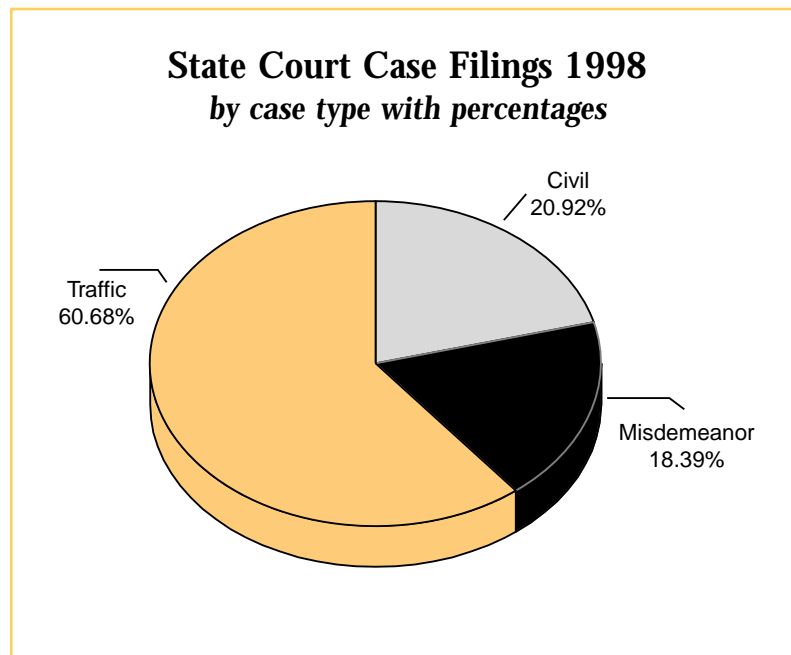
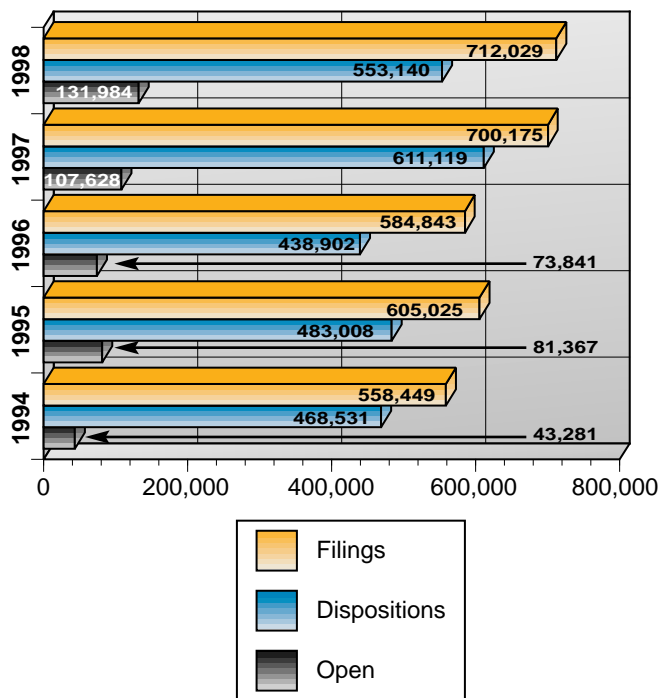
- The increase in filings from 558,449 in 1994, to 712,029 in 1998, represents an increase of nearly 28%.

- The significant increase in open caseload from 43,281 in 1994 to 131,984 in 1998, is slightly more than a threefold increase, and can be partially explained by better reporting of the open caseload. The increase, however, is of such magnitude that it probably represents a real increase in open cases as well.

- Traffic cases were more than 50% of the cases filed in the state court in 1998.

- Civil and misdemeanor cases each accounted for about one fifth of the caseload.

Total Cases Filed in the State Courts 1994 - 1998
with percentage of courts reporting

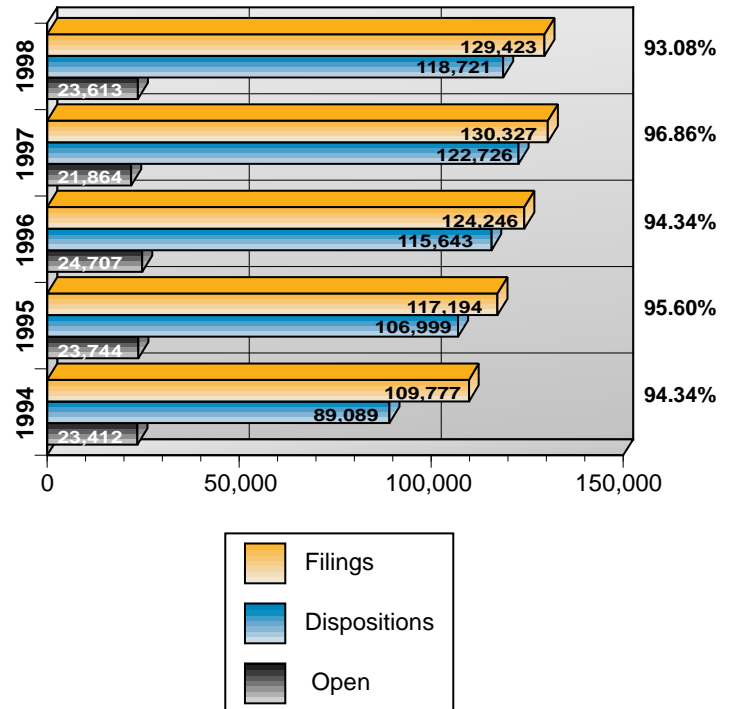


JUVENILE COURT CASELOAD

- Juvenile court reporting of caseload is not mandatory, therefore, reporting is not complete.
- The caseload superior court judges sitting as the juvenile court judges is collected by the District Court Administrators, and for this number of courts the reporting is complete.
- All together 149 of 159 courts reported caseload in 1998.
- The percentage of juvenile courts reporting has been fairly constant over the past five years at around 95%.
- Examination of the number of children appearing in the juvenile courts reveals a slow but a steady increase from 109,777 in 1994 to 129,073 in 1998 representing a 17.6% increase.
- In each year, filings have exceeded dispositions. This can be partly attributed to a number of courts unable to report their dispositions.
- The open caseload figures have remained fairly stable at about 23,500 cases.
- Delinquency cases are over half of the cases filed.

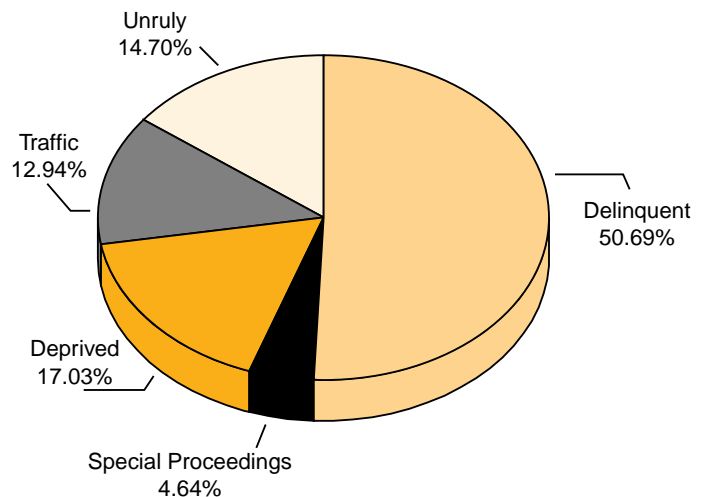
Total Cases in the Juvenile Courts 1994 - 1998

with percentage of courts reporting



Juvenile Court Case Filings 1998

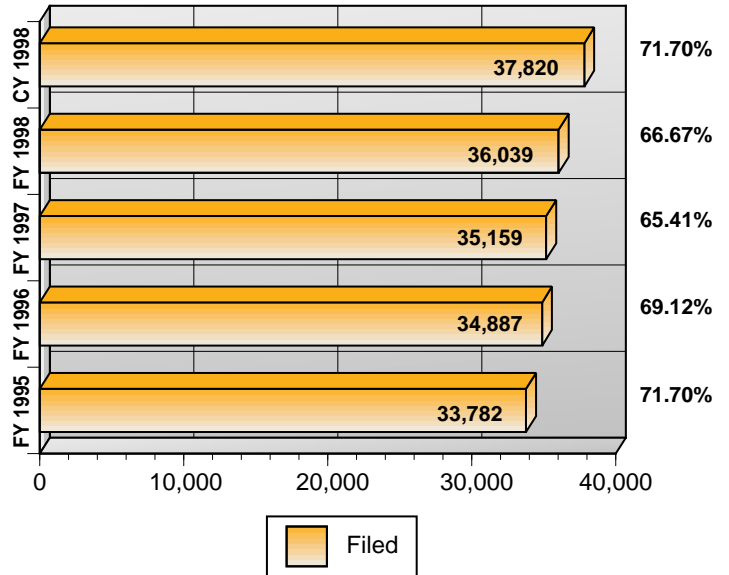
by case types with percentages



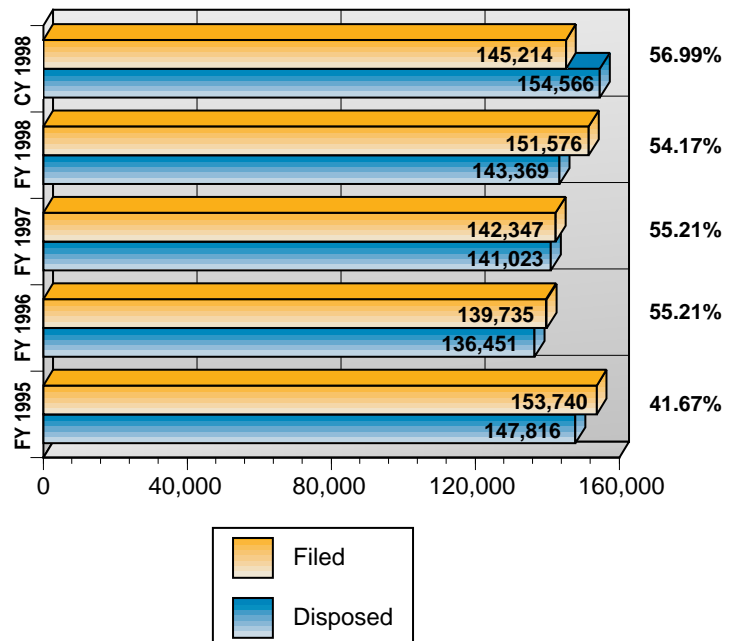
PROBATE COURTS CASELOAD

- Reporting rates for the civil filings in the Probate Courts has ranged from a high of 73% in CY 1998 to a low of 65% in FY 1997 representing an average of 69% over the five-year period.
- Data appears to show a fairly stable pattern of civil case filings in the Probate Court.
- The caseload reports from the Probate Courts that handle traffic and misdemeanor offenses varied significantly both in the number of the courts who reported and number of quarters per year they reported.
- These two factors limit any general conclusions about the criminal workload of the Probate Courts with criminal jurisdiction.
- Over the five-year period (1994-1998), criminal filings averaged 146,500.

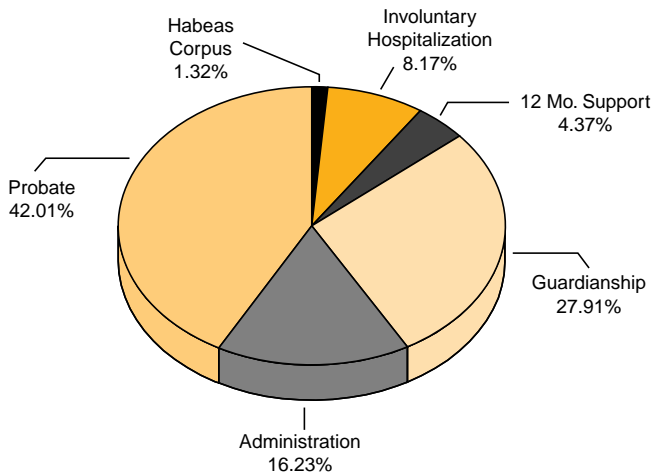
Probate Court Civil Caseload 1994 - 1998
without Marriage and Pistol Licenses
with percentage reporting



Probate Court Criminal Caseload
1994 - 1998
with percentage reporting



Probate Court Civil Case Filings 1998
by case types with percentages



MAGISTRATE COURTS CASELOAD

- The Magistrate Courts are required by Uniform Court Rule 12 to report caseload to the Administrative Office of the Courts.

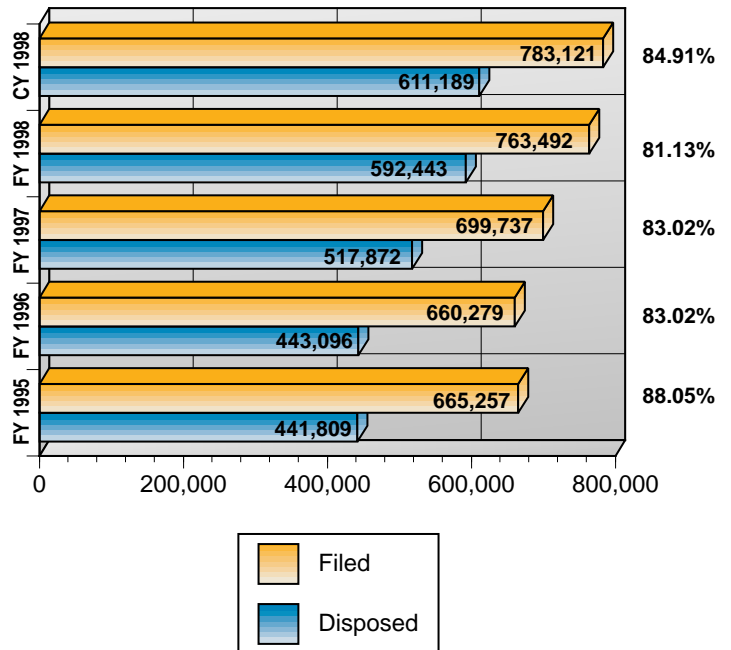
- Over the past years, the rate of caseload reporting has varied from a high of 88% in FY 1995, to a low of 81% in FY 1998. In CY1998 it was 85%.

- The variable reporting pattern makes valid generalizations about the workload of the Magistrate Courts difficult. Despite the change to a calendar year comparison and the varied rates of reporting, the workload of the courts appears to be increasing.

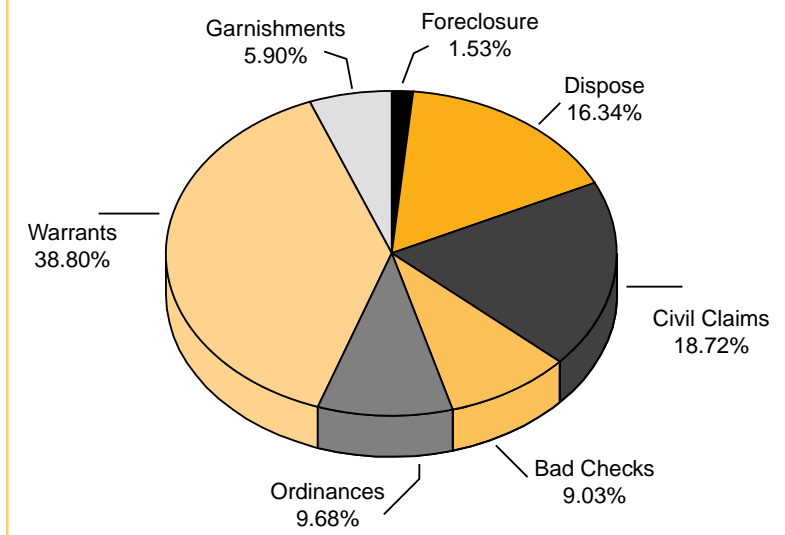
- Total warrants and filings have increased from 665,257 in FY 1994 to 783,122 in CY 1998 representing a 17.7% increase from 1994 to 1998.

- There were 441,809 hearings and dispositions in 1994 increasing to 611,189 in 1998 representing an increase of 38.3%.

Cases Filed Magistrate Court 1994 - 1998
with percentage of courts reporting



Magistrate Court Case Filings 1998
by type with percentages



SECTION II: CASELOAD DATA CHARTS

1. Superior Court Caseloadpg 10

2. State Court Caseloadpg 12

3. Juvenile Court Caseloadpg 14

4. Probate Court Caseload

 Civil.....pg 17

 Criminalpg 20

5. Magistrate Court Caseload

 Civil.....pg 22

 Criminalpg 25

Superior Court Caseload Calendar Year 1998 (docket entries)

Circuit	Number of Judges	Total Criminal		Felony		Misdemeanor		Probation Revocation	
		Filed	Disposed	Filed	Disposed	Filed	Disposed	Filed	Disposed
Alapaha	2	4,090	3,774	1,414	1,174	2,563	2,487	113	113
Alcovy	3	2,929	3,401	974	1,147	1,027	1,359	928	895
Appalachian	2	1,746	1,751	563	540	858	890	325	321
Atlanta	17	20,296	16,578	15,744	12,026	0	0	4,552	4,552
Atlantic	4	886	699	696	509	15	15	175	175
Augusta	7	4,029	4,019	2,294	2,230	775	845	960	944
Bell-Forsyth	1	565	553	358	347	38	40	169	166
Blue Ridge	2	1,140	1,118	719	701	51	51	370	366
Brunswick	4	2,609	2,452	1,943	1,881	452	357	214	214
Chattahoochee	5	2,673	2,889	1,595	1,808	525	528	553	553
Cherokee	3	2,798	2,682	760	763	813	732	1,225	1,187
Clayton	4	2,861	2,874	2,032	2,060	101	86	728	728
Cobb	8	6,556	6,536	4,766	4,922	48	67	1,742	1,547
Conasauga	4	2,570	2,397	992	904	1,050	979	528	514
Cordele	2	1,549	1,587	541	547	541	569	467	471
Coweta	5	3,227	2,989	2,445	2,227	255	235	527	527
Dougherty	3	2,051	1,914	1,413	1,305	119	126	519	483
Douglas	3	2,437	2,269	824	684	868	878	745	707
Dublin	2	1,477	1,624	714	819	518	560	245	245
Eastern	6	3,994	3,859	2,857	2,749	56	69	1,081	1,041
Enotah	2	1,108	981	365	317	512	442	231	222
Flint	3	2,156	2,235	1,702	1,077	569	662	515	496
Griffin	4	2,897	2,640	1,687	1,462	468	436	742	742
Gwinnett	7	3,758	3,395	2,571	2,208	0	0	1,187	1,187
Houston	2	1,568	2,311	1,123	1,295	209	804	236	212
Lookout Mountain	4	2,826	2,625	1,154	1,147	1,087	1,032	585	446
Macon	5	3,869	3,837	1,478	1,512	774	897	1,617	1,428
Middle	2	1,212	1,277	1,009	1,074	2	2	201	201
Mountain	2	1,254	1,225	595	573	289	294	370	358
Northeastern	3	2,639	2,458	1,507	1,452	534	431	598	575
Northern	3	2,054	2,181	1,064	1,134	455	512	535	535
Ocmulgee	5	4,049	4,193	1,926	2,035	827	862	1,296	1,296
Oconee	2	1,533	1,550	605	639	642	625	286	286
Ogeechee	3	1,391	1,398	1,004	1,015	22	24	365	359
Pataula	2	1,613	1,581	733	710	613	618	267	253
Piedmont	3	2,011	1,876	679	627	778	695	554	554
Rockdale	2	1,254	1,219	748	742	90	78	416	399
Rome	3	3,170	3,038	914	816	1,713	1,668	543	554
South Georgia	2	1,227	1,317	592	649	204	250	431	418
Southern	4	3,586	3,438	2,271	2,093	593	623	722	722
Southwestern	2	2,282	1,922	719	547	649	461	914	914
Stone Mountain	10	7,788	7,898	4,988	5,098	0	0	2,800	2,800
Tallapoosa	3	2,659	2,397	839	776	1,111	962	709	659
Tifton	2	1,094	835	505	463	414	199	175	173
Toombs	2	1,565	1,686	348	443	951	979	266	264
Waycross	3	1,579	1,420	1,041	900	166	168	372	352
Western	3	1,542	1,570	750	930	185	116	607	524
Total 1998	175	134,167	128,468	75,931	71,077	24,530	24,713	33,706	32,678
Average per Judge		767	734	434	406	140	141	193	187

*Effective July 1, 1999 there were 176 authorized Superior Court judgeships.

**Towaliga Judicial Circuit was created in 1999 by division of the Flint Judicial Circuit.

Superior Court Caseload Calendar Year 1998 (docket entries)

Total Civil		General Civil		Domestic Relations		Total			Circuit
Filed	Disposed	Filed	Disposed	Filed	Disposed	Filed	Disposed	Open	
2,053	2,316	765	714	1,288	1,602	6,143	6,090	2,949	Alapaha
4,418	4,368	1,897	1,796	2,521	2,572	7,347	7,769	3,577	Alcovy
2,099	1,977	897	818	1,202	1,159	3,845	3,728	2,401	Appalachian
16,360	11,558	3,930	3,735	12,430	7,823	36,656	28,136	35,841	Atlanta
3,477	3,436	1,115	1,080	2,362	2,356	4,363	4,135	1,767	Atlantic
8,824	7,755	2,206	1,870	6,618	5,885	12,853	11,774	8,503	Augusta
1,450	1,180	395	294	1,055	886	2,015	1,733	1,218	Bell-Forsyth
2,274	2,036	544	484	1,730	1,552	3,414	3,154	1,899	Blue Ridge
4,440	4,108	1,404	1,208	3,036	2,900	7,049	6,560	2,462	Brunswick
6,996	6,880	1,969	2,002	5,027	4,878	9,669	9,769	4,828	Chattahoochee
4,190	3,506	2,134	1,654	2,056	1,852	6,988	6,188	4,148	Cherokee
4,538	5,235	1,215	1,302	3,323	3,933	7,399	8,109	2,859	Clayton
10,493	12,283	2,230	2,146	8,263	10,137	17,049	18,819	7,153	Cobb
4,158	4,220	1,662	1,598	2,496	2,622	6,728	6,617	3,283	Conasauga
2,528	2,638	932	985	1,596	1,653	4,077	4,225	1,154	Cordele
6,205	5,975	1,558	1,567	4,647	4,408	9,432	8,964	3,858	Coweta
2,808	2,747	915	898	1,893	1,849	4,859	4,661	2,007	Dougherty
3,138	3,114	1,721	1,680	1,417	1,434	5,575	5,383	3,245	Douglas
3,037	2,832	940	824	2,097	2,008	4,514	4,456	1,633	Dublin
6,077	6,429	1,826	1,990	4,251	4,439	10,071	10,288	3,835	Eastern
1,938	1,916	795	801	1,143	1,115	3,046	2,897	1,197	Enotah
5,752	5,236	2,544	2,359	3,208	2,877	7,908	7,471	5,365	Flint
4,821	5,402	1,551	1,642	3,270	3,760	7,718	8,042	4,170	Griffin
10,421	9,398	2,787	2,581	7,634	6,817	14,179	12,793	4,879	Gwinnett
2,532	2,304	489	546	2,043	1,758	4,100	4,615	3,070	Houston
5,039	4,990	1,293	1,216	3,746	3,774	7,865	7,615	3,270	Lookout Mountain
5,450	5,608	1,467	1,802	3,983	3,806	9,319	9,445	5,481	Macon
2,318	2,102	666	561	1,652	1,541	3,530	3,379	2,329	Middle
2,162	2,196	662	649	1,500	1,547	3,416	3,421	771	Mountain
3,818	3,690	1,171	1,096	2,647	2,594	6,457	6,148	2,501	Northeastern
2,933	2,967	943	973	1,990	1,994	4,987	5,148	2,884	Northern
4,161	3,901	1,657	1,516	2,504	2,385	8,210	8,094	2,034	Ocmulgee
2,094	2,128	833	835	1,261	1,293	3,627	3,678	582	Oconee
4,955	4,945	931	824	4,024	4,121	6,346	6,343	1,515	Ogeechee
2,200	2,284	735	837	1,465	1,447	3,813	3,865	643	Pataula
3,273	2,955	1,266	1,157	2,007	1,798	5,284	4,831	2,691	Piedmont
2,053	2,035	653	624	1,400	1,411	3,307	3,254	1,149	Rockdale
3,392	3,679	1,446	1,610	1,946	2,069	6,562	6,717	2,586	Rome
2,219	2,182	913	873	1,306	1,309	3,446	3,499	1,021	South Georgia
6,178	6,710	1,581	1,732	4,597	4,978	9,764	10,148	3,773	Southern
2,115	1,914	1,158	1,083	957	831	4,397	3,836	2,859	Southwestern
12,478	13,052	1,843	1,929	10,635	11,123	20,266	20,950	9,267	Stone Mountain
4,094	3,814	1,888	1,781	2,206	2,033	6,753	6,211	3,972	Tallapoosa
2,471	2,353	824	723	1,647	1,630	3,565	3,188	2,204	Tifton
2,293	2,379	674	703	1,619	1,676	3,858	4,065	1,082	Toombs
3,356	3,107	1,213	1,097	2,143	2,010	4,935	4,527	2,711	Waycross
2,603	2,715	949	1,051	1,654	1,664	4,145	4,285	1,818	Western
206,682	200,555	63,187	61,246	143,495	139,309	340,849	329,023	172,357	Total
1,181	1,146	361	350	820	796	1,948	1,880	985	Average per Judge

State Court Caseload Calendar Year 1998

(criminal based on number of defendants, and civil based on cases.)

County	Misdemeanor			Traffic			Civil			Total		
	Filed	Disposed	Open	Filed	Disposed	Open	Filed	Disposed	Open	Filed	Disposed	Open
Jenkins	152	116	77	1,600	1,517	152	89	67	46	1,841	1,700	275
Liberty ²	770	692	295	9,586	9,402	624	307	213	167	10,663	10,307	1,086
Long ¹	2,800	N/A	N/A	2,800	N/A	N/A	33	N/A	N/A	5,633	N/A	N/A
Lowndes ³	-	-	-	31,783	31,100	683	1,015	932	83	32,798	32,032	766
McIntosh ¹	643	754	184	5,815	5,703	2,120	21	N/A	N/A	6,479	N/A	N/A
Miller ¹	160	138	22	1,317	1,240	77	21	13	8	1,498	1,391	107
Mitchell ¹	384	357	27	2,481	2,364	117	91	47	44	2,956	2,768	188
Muscogee ^{1,3,4}	6,925	6,260	665	0	0	0	2,138	1,190	948	9,063	7,450	1,613
Pierce	*	*	*	*	*	*	*	*	*	*	*	*
Putnam ¹	514	446	68	3,491	2,921	570	0	0	0	4,005	3,367	638
Richmond	6,134	5,126	1,008	37,002	32,335	4,667	1,952	1,158	794	45,008	38,619	6,469
Rockdale	2,531	2,980	845	8,129	7,932	1,073	597	498	612	11,257	11,410	2,530
Screven	317	241	76	2,290	1,980	310	91	57	34	2,698	2,278	420
Spalding ¹	2,132	2,381	325	7,999	7,543	1,087	493	437	736	10,624	10,361	2,148
Stephens	700	410	290	826	846	0	161	102	59	1,687	1,358	349
Sumter ¹	1,400	1,246	329	2,063	1,977	86	295	152	265	3,758	3,375	680
Tattnall	529	522	7	3,559	3,472	87	289	253	36	4,377	4,247	130
Thomas ¹	2,700	2,430	270	5,014	4,014	1,000	289	244	45	8,003	6,688	1,315
Tift	*	*	*	*	*	*	*	*	*	*	*	*
Toombs ¹	914	706	208	1,879	1,376	503	189	102	87	2,982	2,184	798
Treutlen	241	241	0	3,128	2,768	360	39	14	25	3,408	3,023	385
Troup	2,737	2,939	686	6,024	5,531	493	483	523	561	10,718	10,678	1,740
Walker ¹	1,928	N/A	N/A	10,683	N/A	N/A	255	126	129	12,866	N/A	N/A
Ware ¹	1,204	1,199	649	4,557	2,759	7,577	213	124	601	5,974	4,082	8,827
Washington ¹	624	599	243	2,110	2,077	237	64	40	70	2,798	2,716	550
Wayne	*	*	*	*	*	*	*	*	*	*	*	*
Worth ¹	629	557	72	5,274	4,877	397	87	40	47	5,990	5,474	516
Total	130,718	104,164	33,482	431,230	369,346	51,117	148,687	119,022	49,768	712,029	553,140	131,984

Note: As of January 1, 1999 state courts became effective in Bacon and Henry Counties, an additional judgeship became effective in Cobb County. Data from 56 of 66 courts is reported; there are 93 judges in these courts.

[*] Indicates that data was not reported as of 08/31/99.

[N/A] Indicates that the data element is not available.

¹ Misdemeanor, traffic, and civil data are based on the number of cases.

² Misdemeanor and traffic data are based on the number of counts.

³ Traffic and misdemeanor data are combined and are shown under traffic.

⁴ Traffic cases are heard in another court in these counties.

Juvenile Court Caseload Calendar Year 1998 (number of children)

County	Delinquent			Unruly			Traffic			Deprived			Special Proceedings			Total		
	Filed	Disposed	Open	Filed	Disposed	Open	Filed	Disposed	Open	Filed	Disposed	Open	Filed	Disposed	Open	Filed	Disposed	Open
Appling ¹	143	N/A	N/A	44	N/A	N/A	3	N/A	N/A	50	N/A	N/A	1	N/A	N/A	241	N/A	N/A
Atkinson	57	48	11	26	26	0	20	20	0	14	14	0	2	2	0	119	110	11
Bacon	68	68	6	21	19	3	15	15	0	12	12	0	1	1	0	117	115	9
Baker	5	4	1	0	0	0	0	0	0	31	27	4	0	0	0	36	31	5
Baldwin	381	357	49	74	68	8	99	97	3	194	174	20	3	2	2	751	698	82
Banks	69	71	15	14	14	0	23	31	15	12	11	1	0	0	0	118	127	31
Barrow	463	461	118	139	135	9	71	71	4	97	77	54	0	0	0	770	744	185
Bartow	745	655	90	370	304	66	286	250	36	277	257	20	120	104	16	1,798	1,570	228
Ben Hill	238	356	6	38	54	0	10	13	4	22	0	25	8	8	0	316	431	35
Berrien	86	70	12	20	20	0	90	90	0	47	47	0	0	0	0	243	227	12
Bibb	2,364	2,116	494	201	192	26	279	257	45	1,253	1,180	162	15	14	54	4,112	3,759	781
Bleckley	72	74	0	9	9	0	12	12	0	7	8	0	8	8	0	108	111	0
Brantley	72	75	9	33	28	5	13	16	0	17	17	1	0	0	0	135	136	15
Brooks ²	*	*	*	*	*	*	*	*	*	*	*	*	*	*	*	*	*	*
Bryan	134	145	13	82	84	17	76	80	9	27	31	4	0	0	0	319	340	43
Bulloch	246	233	25	82	80	10	71	70	3	21	20	1	1	1	0	421	404	39
Burke	235	243	284	5	4	8	23	21	22	39	55	7	0	0	0	302	323	321
Butts	151	104	47	50	33	17	11	8	3	46	27	19	0	0	0	258	172	86
Calhoun	30	30	0	1	1	0	2	2	0	0	0	0	0	0	0	33	33	0
Camden	383	357	26	214	200	14	22	22	0	88	82	6	99	97	2	806	758	48
Candler	19	19	0	0	0	0	0	0	0	29	29	0	2	2	0	50	50	0
Carroll ³	1,160	1,097	153	227	205	25	373	430	6	535	419	130	5	5	5	2,300	2,156	319
Catoosa	329	327	2	141	141	0	146	143	3	56	18	38	0	0	0	672	629	43
Charlton	65	67	5	25	23	3	13	13	0	7	7	0	0	0	0	110	110	8
Chatham	2,434	2,047	387	541	388	153	105	85	20	573	468	105	795	705	90	4,448	3,693	755
Chattahoochee	24	16	18	9	4	7	0	0	0	12	4	10	7	7	0	52	31	35
Chattooga ³	86	54	32	16	6	10	121	107	14	38	24	14	34	9	25	295	200	95
Cherokee ²	*	*	*	*	*	*	*	*	*	*	*	*	*	*	*	*	*	*
Clarke	953	742	211	430	304	126	174	154	20	325	227	98	123	67	56	2,005	1,494	511
Clay	8	8	0	6	6	0	4	4	0	17	11	6	0	0	0	35	29	6
Clayton	2,986	2,969	628	593	615	134	507	528	278	1,352	1,396	94	113	108	28	5,551	5,616	1,162
Clinch	81	63	21	28	13	15	32	33	0	16	16	0	0	0	0	157	125	36
Cobb	3,381	2,508	873	785	606	179	1,465	1,222	243	1,319	865	454	84	69	15	7,034	5,270	1,764
Coffee	301	158	143	57	41	16	95	21	74	13	5	8	0	0	0	466	225	241
Colquitt	335	283	52	104	88	16	66	61	5	150	117	33	0	0	0	655	549	106
Columbia	430	418	81	130	127	16	300	305	28	1	1	12	2	1	2	863	852	139
Cook	88	75	13	13	12	1	78	78	0	39	39	0	0	0	0	218	204	14
Coweta ³	834	702	132	236	204	32	135	112	23	304	301	3	109	35	74	1,618	1,354	264
Crawford	15	22	8	1	1	0	0	0	0	39	30	15	4	1	0	59	54	23
Crisp	391	401	0	34	35	0	62	62	0	72	74	0	1	1	0	560	573	0
Dade	48	41	7	13	11	2	61	60	1	34	28	6	8	7	1	164	147	17
Dawson	67	60	40	30	29	9	61	50	26	34	17	31	12	11	1	204	167	107
Decatur	126	124	2	3	3	0	43	43	0	50	44	6	0	0	0	222	214	8
DeKalb	7,590	6,989	601	1,920	1,848	72	1,201	1,062	139	1,638	1,518	120	304	258	46	12,653	11,675	978
Dodge	105	102	6	1	1	0	19	19	2	5	6	0	2	2	0	132	130	8
Dooley	122	122	0	1	1	0	6	6	0	69	49	19	0	0	0	198	178	19
Dougherty	1,099	1,088	11	152	150	2	210	210	0	295	294	1	59	56	3	1,815	1,798	17
Douglas ³	1,872	1,796	731	749	574	364	186	302	34	243	231	197	12	5	8	3,062	2,908	1,334
Early	190	185	5	7	7	0	9	8	1	24	7	17	18	17	1	248	224	24
Echols	14	14	4	3	1	2	2	0	2	7	2	31	0	0	0	26	17	39
Effingham	214	194	27	71	70	4	67	75	0	41	35	6	4	4	0	397	378	37
Elbert	145	144	11	15	15	2	29	30	0	42	40	6	2	2	0	233	231	19
Emanuel	83	77	10	12	12	0	0	0	0	18	19	0	0	0	0	113	108	10
Evans	81	88	11	12	13	1	18	22	4	25	21	5	0	0	0	136	144	21

Juvenile Court Caseload Calendar Year 1998 (number of children)

County	Delinquent			Unruly			Traffic			Deprived			Special Proceedings			Total		
	Filed	Disposed	Open	Filed	Disposed	Open	Filed	Disposed	Open	Filed	Disposed	Open	Filed	Disposed	Open	Filed	Disposed	Open
Fannin	47	44	3	41	33	8	49	8	41	39	39		176	124	52			
Fayette ³	582	530	52	281	256	25	505	497	8	172	151	21	1,670	1,557	113			
Floyd	637	622	68	410	419	26	327	312	44	510	519	62	1,981	1,968	208			
Forsyth	279	293	29	182	187	21	204	201	40	113	104	30	798	807	122			
Franklin	91	102	13	11	9	3	17	30	3	39	32	9	158	173	29			
Fulton	6,842	6,476	3,867	1,531	1,805	628	1,409	1,744	402	3,532	3,270	1,298	14,492	14,406	6,785			
Gilmer ²	*	*	*	*	*	*	*	*	*	*	*	*	*	*	*	*		
Glascocock	17	14	3	4	3	1	4	4	0	4	5	0	29	26	4			
Glynn	484	463	21	218	204	14	241	223	18	71	69	2	1,016	961	55			
Gordon ²	*	*	*	*	*	*	*	*	*	*	*	*	*	*	*	*		
Grady	121	110	11	4	4	0	36	28	8	21	20	1	185	162	23			
Greene	99	104	5	36	36	0	22	21	3	79	68	13	244	237	21			
Gwinnett	2,913	2,679	234	1,312	1,258	54	1,847	1,754	93	957	804	153	8,103	7,440	663			
Habersham	130	119	29	41	36	8	58	44	18	51	41	26	296	256	81			
Hall	846	923	227	210	208	58	478	483	86	212	222	37	1,761	1,849	414			
Hancock	24	22	7	19	21	1	2	2	0	21	23	0	66	68	8			
Haralson ³	190	158	32	214	202	12	34	34	0	42	39	3	482	434	48			
Harris	105	48	108	27	10	44	63	50	49	12	5	34	220	123	242			
Hart	105	82	50	6	5	4	15	17	4	33	39	10	161	145	68			
Heard ²	*	*	*	*	*	*	*	*	*	*	*	*	*	*	*	*		
Henry	488	474	14	173	170	3	215	214	1	166	156	10	1,046	1,018	28			
Houston	1,778	1,687	89	1,151	1,109	41	426	404	17	404	349	55	3,794	3,573	213			
Irwin	33	28	5	49	41	8	40	40	0	0	0	0	122	109	13			
Jackson	236	265	52	84	83	9	57	66	12	73	66	20	451	480	95			
Jasper	74	76	7	38	55	2	35	36	0	28	29	0	181	202	9			
Jeff Davis	82	71	11	39	37	2	34	30	4	21	20	1	176	158	18			
Jefferson	54	46	8	36	36	0	2	2	0	10	9	1	102	93	9			
Jenkins	45	38	10	24	24	4	20	19	2	18	24	1	107	105	17			
Johnson	108	103	26	11	10	3	7	7	2	10	7	4	136	127	35			
Jones	63	59	5	7	5	2	54	46	10	89	86	11	217	200	28			
Lamar	191	114	77	40	30	10	17	12	5	66	40	26	314	196	118			
Lanier	61	62	4	26	26	0	12	23	0	10	10	0	109	121	4			
Laurens	675	620	70	350	310	10	140	140	10	150	60	90	1,316	1,131	180			
Lee	221	225	4	18	19	0	72	72	0	5	5	0	318	323	4			
Liberty	708	674	135	331	310	70	174	160	25	212	205	47	1,425	1,349	277			
Lincoln	31	38	3	3	3	0	16	22	3	7	9	0	58	73	6			
Long	85	78	11	24	26	2	26	25	1	16	14	2	151	143	16			
Lowndes	537	318	219	138	57	81	240	167	73	66	0	66	982	542	440			
Lumpkin	141	121	71	73	60	41	25	20	11	38	26	30	290	241	159			
Macon	97	92	13	15	13	2	7	4	3	14	14	0	133	123	18			
Madison	83	94	21	6	6	4	39	53	1	21	33	6	151	188	32			
Marion	38	28	46	5	3	4	11	7	9	21	6	18	76	45	77			
McDuffie	175	174	6	23	26	0	41	41	5	25	31	3	264	272	14			
McIntosh	74	72	13	38	38	8	54	56	6	22	21	2	188	187	29			
Meriwether	109	54	32	22	21	1	46	45	1	96	76	19	428	341	63			
Miller	26	26	0	1	1	0	10	10	0	8	8	0	69	69	0			
Mitchell	91	84	7	7	6	1	21	20	1	39	39	0	163	154	9			
Monroe ²	166	141	25	74	65	9	49	45	4	40	34	6	350	305	45			
Montgomery	9	9	0	0	0	0	2	2	0	0	0	0	11	11	0			
Morgan	82	71	14	9	10	1	15	22	0	33	36	0	145	143	19			
Murray ²	*	*	*	*	*	*	*	*	*	*	*	*	*	*	*	*		
Muscogee	2,095	2,060	35	821	801	20	352	340	12	675	617	58	4,030	3,883	147			
Newton ³	745	732	13	376	369	7	161	159	2	227	220	7	1,742	1,703	39			
Oconee	144	123	117	34	32	35	118	115	33	22	16	8	318	286	193			

Juvenile Court Caseload Calendar Year 1998 (number of children)

County	Delinquent			Unruly			Traffic			Deprived			Special Proceedings			Total		
	Filed	Disposed	Open	Filed	Disposed	Open	Filed	Disposed	Open	Filed	Disposed	Open	Filed	Disposed	Open	Filed	Disposed	Open
Oglethorpe	40	41	3	1	1	2	10	10	0	10	11	2	0	0	1	61	63	8
Paulding ¹	*	*	*	*	*	N/A	N/A	N/A	N/A	N/A	N/A	N/A	N/A	N/A	N/A	783	N/A	N/A
Peach	189	182	31	4	7	1	56	55	2	39	22	28	19	17	3	307	283	65
Pickens	77	76	1	132	127	5	37	37	0	68	31	37	0	0	0	314	271	43
Pierce	73	69	14	27	25	4	51	53	7	28	26	2	0	0	0	179	173	27
Pike	114	113	1	8	8	0	21	21	0	120	58	62	0	0	0	263	200	63
Polk ²	*	*	*	*	*	*	*	*	*	*	*	*	*	*	*	*	*	*
Pulaski	39	40	1	4	4	0	7	7	0	8	8	0	4	4	0	62	63	1
Putnam	102	106	2	22	21	2	23	21	2	53	48	5	0	0	0	200	196	11
Quitman	14	10	4	0	0	0	0	0	0	0	0	0	0	0	0	14	10	4
Rabun	47	57	8	12	14	0	18	21	1	22	24	15	0	1	0	99	117	24
Randolph	90	83	7	8	7	1	10	10	0	25	24	1	0	0	0	133	124	9
Richmond	2,432	2,309	123	28	28	0	91	90	1	579	355	224	76	66	10	3,206	2,848	358
Rockdale ³	594	585	49	72	73	3	243	242	33	175	163	40	22	23	3	1,106	1,086	128
Schley	29	24	5	6	5	1	8	7	1	1	1	0	0	0	0	44	37	7
Screven	91	85	16	32	28	7	31	32	5	16	17	1	0	0	0	170	162	29
Seminole ³	148	140	8	17	17	0	50	47	3	16	2	14	1	1	0	232	207	25
Spalding ³	742	726	16	100	100	0	79	76	3	869	868	1	0	0	0	1,790	1,770	20
Stephens	189	183	34	25	24	5	47	48	2	63	49	17	8	11	0	332	315	58
Stewart	141	144	0	8	8	0	6	6	0	2	2	0	0	0	0	157	160	0
Sumter	578	859	27	133	228	6	17	38	1	5	16	0	2	11	0	735	1,152	34
Talbot	12	9	20	6	2	6	5	3	4	18	0	42	5	3	7	46	17	79
Taliaferro	8	8	1	0	0	0	1	2	0	1	1	0	0	0	0	10	11	1
Tattnall	220	232	19	55	51	8	48	51	6	26	25	5	0	0	0	349	359	38
Taylor	38	20	28	0	1	5	12	9	11	27	13	19	6	5	3	83	48	66
Telfair	51	56	0	4	4	0	9	10	0	8	12	0	6	6	0	78	88	0
Terrell	164	149	15	14	11	3	4	1	3	42	38	4	13	13	0	237	212	25
Thomas ²	*	*	*	*	*	*	*	*	*	*	*	*	*	*	*	*	*	*
Tift	348	305	43	36	24	12	81	58	23	52	11	41	4	4	0	521	402	119
Toombs	127	126	10	4	3	1	7	7	0	143	149	1	12	11	2	293	296	14
Towns	6	4	2	2	3	1	6	7	0	7	6	3	3	3	0	24	23	6
Treutlen	51	36	5	13	12	1	19	14	5	5	4	1	3	3	0	91	69	12
Troup	851	762	89	346	313	33	30	6	24	277	231	46	289	259	30	1,793	1,571	222
Turner	42	36	6	10	10	0	61	61	0	9	9	0	0	0	0	122	116	6
Twiggs	103	106	10	12	15	0	14	15	0	4	7	0	2	2	0	135	145	10
Union	44	40	15	11	11	1	24	25	2	5	3	7	0	1	0	84	80	25
Upson ²	*	*	*	*	*	*	*	*	*	*	*	*	*	*	*	*	*	*
Walker	260	148	112	168	80	88	170	23	147	93	62	31	12	3	9	703	316	387
Walton	647	605	N/A	592	568	N/A	112	112	N/A	82	78	N/A	28	22	N/A	1,461	1,385	N/A
Ware	424	401	23	138	129	9	81	76	5	207	181	26	87	80	7	937	867	70
Warren	33	36	2	12	14	0	4	11	2	18	16	3	2	2	0	69	79	7
Washington	266	268	10	5	6	0	3	3	0	31	31	0	0	0	0	305	308	10
Wayne	174	163	11	12	12	0	71	69	2	28	12	16	0	0	0	285	256	29
Webster	7	8	0	4	4	0	8	8	0	3	3	0	0	0	0	22	23	0
Wheeler	16	17	0	2	2	0	2	2	0	2	2	0	0	0	0	22	23	0
White	119	133	22	36	43	15	13	15	1	28	23	15	16	16	7	212	230	60
Whitfield	560	535	25	306	302	4	345	343	2	336	326	10	216	210	6	1,763	1,716	47
Wilcox	16	16	0	2	2	0	1	1	0	16	16	0	2	2	0	37	37	0
Wilkes	50	54	0	15	15	0	27	32	0	13	9	4	0	0	0	105	110	4
Wilkinson	76	74	15	23	25	5	15	14	3	96	80	24	5	2	6	215	195	53
Worth	86	70	16	61	54	7	111	105	6	21	21	0	0	0	0	279	250	29
Total	65,203	60,362	12,202	18,909	17,764	2,897	16,652	16,100	2,444	21,913	19,211	4,726	5,963	5,284	1,344	129,423	118,721	23,613

Data is shown for the 149 of 159 counties that reported.

Notes: ¹Partial data. ²Data not reported as of December 1, 1999. ³For these counties the unit of count is charges.

Probate Court Civil Caseload Calendar Year 1998 (docket entries)

County	Letters of Administration	No Administration Necessary	Probate		Guardianship	Twelve Months Support	Involuntary Hospitalization	Writs of Habeas Corpus	Total Civil	Licenses	
			Common	Solemn						Marriage	Pistol
Appling	*	*	*	*	*	*	*	*	*	*	*
Atkinson ²	5	3	0	3	8	0	2	0	21	22	8
Bacon	*	*	*	*	*	*	*	*	*	*	*
Baker	*	*	*	*	*	*	*	*	*	*	*
Baldwin	23	4	3	93	24	12	238	0	397	317	332
Banks	7	2	1	31	5	6	4	0	56	67	138
Barrow	25	4	2	86	75	18	13	0	223	283	304
Bartow	77	0	0	199	57	12	78	0	423	522	632
Ben Hill	5	2	0	12	7	0	1	0	27	42	29
Berrien ¹	9	3	2	11	2	1	15	0	43	59	42
Bibb	89	26	14	310	134	39	27	435	1,074	1,375	625
Bleckley	9	1	5	21	1	0	8	0	45	104	132
Brantley	11	1	1	29	8	3	0	0	53	109	98
Brooks	19	1	5	42	9	1	6	0	83	94	64
Bryan	19	3	2	34	47	5	3	0	113	94	131
Bulloch	39	2	2	123	40	15	41	0	262	306	249
Burke	26	8	4	86	27	10	0	0	161	210	300
Butts ²	5	0	1	25	10	2	7	0	50	62	106
Calhoun	*	*	*	*	*	*	*	*	*	*	*
Camden ²	10	3	0	18	15	1	0	0	47	357	100
Candler	*	*	*	*	*	*	*	*	*	*	*
Carroll	71	5	1	227	43	9	16	0	372	685	717
Catoosa	*	*	*	*	*	*	*	*	*	*	*
Charlton	*	*	*	*	*	*	*	*	*	*	*
Chatham ³	178	23	28	434	238	49	62	0	1,012	1,446	804
Chattahoochee	*	*	*	*	*	*	*	*	*	*	*
Chattooga ¹	30	0	18	66	14	4	11	0	143	107	120
Cherokee	69	6	24	228	102	15	15	0	459	687	772
Clarke	57	5	7	189	85	13	32	0	388	802	527
Clay	*	*	*	*	*	*	*	*	*	*	*
Clayton	103	26	13	306	325	55	29	1	858	1,829	1,347
Clinch	7	3	1	29	8	1	0	0	49	133	51
Cobb	194	36	30	979	608	49	96	4	1,996	4,287	2,601
Coffee	22	4	3	72	19	3	0	0	123	380	162
Colquitt	11	9	1	104	12	5	20	0	162	402	167
Columbia	*	*	*	*	*	*	*	*	*	*	*
Cook	*	*	*	*	*	*	*	*	*	*	*
Coweta	45	5	3	174	112	34	30	0	403	586	622
Crawford	7	1	1	12	19	6	0	0	46	80	106
Crisp	*	*	*	*	*	*	*	*	*	*	*
Dade	11	0	1	18	17	2	0	0	49	74	74
Dawson	*	*	*	*	*	*	*	*	*	*	*
Decatur	1,265	106	211	1,777	2,835	267	542	4	7,007	4,390	3,485
DeKalb	21	4	3	62	18	2	14	0	124	221	88
Dodge	*	*	*	*	*	*	*	*	*	*	*
Dooley	*	*	*	*	*	*	*	*	*	*	*
Dougherty	88	6	7	137	172	8	122	0	540	845	610
Douglas	25	7	2	133	67	12	1	0	247	819	730
Early	6	2	1	39	14	3	6	0	71	73	84
Echols	*	*	*	*	*	*	*	*	*	*	*
Effingham	29	4	6	66	64	20	12	19	220	180	255
Elbert	7	3	2	78	28	7	10	0	135	111	182
Emanuel	19	5	1	53	9	1	60	0	148	169	218
Evans	12	1	1	30	4	0	8	0	56	74	64

Probate Court Civil Caseload for Calendar Year 1998 (docket entries)

County	Letters of Administration	No Administration Necessary	Probate			Guardianship	Twelve Months Support	Involuntary Hospitalization	Writs of Habeas Corpus	Total Civil	Licenses	
			Common	Solemn							Marriage	Pistol
Fannin	15	2	1	39	30	5	15	0	107	116	240	
Fayette	32	3	6	168	108	50	0	0	367	601	676	
Floyd	58	11	10	280	72	16	58	0	505	545	459	
Forsyth	37	2	1	173	56	7	18	0	294	586	700	
Franklin	10	2	1	83	14	4	24	0	138	115	180	
Fulton	517	174	83	1,603	1,740	127	54	1	4,299	6,218	2,508	
Gilmer	*	*	*	*	*	*	*	*	*	*	*	
Glascock	*	*	*	*	*	*	*	*	*	*	*	
Glynn	81	3	12	221	72	39	45	0	473	792	440	
Gordon	31	0	1	92	24	5	0	0	153	265	297	
Grady	15	3	1	60	9	1	32	1	122	163	159	
Greene	13	1	2	28	17	1	5	0	67	94	118	
Gwinnett	179	20	35	690	594	93	3	0	1,614	3,980	3,032	
Habersham	34	2	3	132	46	13	73	0	303	206	194	
Hall	83	10	9	282	153	18	36	0	591	839	778	
Hancock	*	*	*	*	*	*	*	*	*	*	*	
Haralson	73	2	0	83	70	44	3	4	279	179	240	
Harris	15	1	2	88	33	6	0	0	145	159	190	
Hart	22	7	2	65	22	4	17	0	139	111	184	
Heard	*	*	*	*	*	*	*	*	*	*	*	
Henry	44	21	15	170	175	35	17	0	477	789	940	
Houston	55	8	2	208	157	12	40	0	482	794	879	
Irwin	*	*	*	*	*	*	*	*	*	*	*	
Jackson	43	15	1	141	46	22	16	0	284	383	380	
Jasper	2	1	1	20	15	6	4	0	49	61	136	
Jeff Davis	10	8	0	27	3	3	0	0	51	136	74	
Jefferson	6	4	10	45	6	6	0	0	77	179	88	
Jenkins	8	0	1	26	5	2	0	0	42	78	74	
Johnson	*	*	*	*	*	*	*	*	*	*	*	
Jones	15	1	3	54	24	11	13	0	121	137	275	
Lamar	*	*	*	*	*	*	*	*	*	*	*	
Lanier ²	5	1	0	10	8	0	0	0	24	54	16	
Laurens	36	9	2	140	28	6	95	0	316	529	441	
Lee ³	6	1	4	12	22	2	2	0	49	132	234	
Liberty	56	1	1	85	311	8	25	0	487	489	108	
Lincoln	*	*	*	*	*	*	*	*	*	*	*	
Long	7	1	1	13	12	1	0	0	35	55	38	
Lowndes	61	9	2	168	71	17	34	0	362	948	401	
Lumpkin	*	*	*	*	*	*	*	*	*	*	*	
Macon ³	4	2	0	23	7	0	2	29	67	57	81	
Madison	*	*	*	*	*	*	*	*	*	*	*	
Marion ³	3	7	0	11	9	1	0	0	31	35	28	
McDuffie	23	2	3	68	54	8	10	0	168	171	169	
McIntosh	17	1	0	19	8	0	15	0	60	72	42	
Meriwether	37	2	2	67	12	1	10	0	131	84	96	
Miller ²	3	3	0	14	3	0	0	0	23	21	37	
Mitchell	14	5	0	50	16	3	11	0	99	206	111	
Monroe ³	18	1	3	47	26	3	8	0	106	101	189	
Montgomery	*	*	*	*	*	*	*	*	*	*	*	
Morgan ¹	11	3	0	55	24	2	6	0	101	89	66	
Murray ²	13	2	0	21	8	4	6	0	54	123	110	
Muscogee ²	64	4	11	289	116	39	42	0	565	757	320	
Newton	*	*	*	*	*	*	*	*	*	*	*	
Oconee ¹	4	3	1	16	9	0	3	0	36	14	78	

Probate Court Civil Caseload for Calendar Year 1998 (docket entries)

County	Letters of Administration	No Administration Necessary	Probate			Guardianship	Twelve Months Support	Involuntary Hospitalization	Writs of Habeas Corpus	Total Civil	Licenses	
			Common	Solemn							Marriage	Pistol
Oglethorpe	9	1	0	37	29	5	10	0	91	79	205	
Paulding	32	7	1	115	42	7	0	0	204	503	574	
Peach	15	1	0	83	28	0	0	0	127	133	194	
Pickens ²	4	2	0	30	3	4	10	0	53	72	74	
Pierce	*	*	*	*	*	*	*	*	*	*	*	
Pike	13	0	0	33	24	4	16	0	90	97	151	
Polk ¹	7	0	0	31	6	1	7	0	52	61	82	
Pulaski	5	3	2	22	5	0	0	0	37	81	85	
Putnam	17	1	3	59	28	2	15	0	125	158	231	
Quitman	*	*	*	*	*	*	*	*	*	*	*	
Rabun ³	11	9	0	41	18	1	0	0	80	70	127	
Randolph	*	*	*	*	*	*	*	*	*	*	*	
Richmond	115	33	25	457	125	146	143	0	1,044	1,157	977	
Rockdale	43	7	7	139	126	29	13	0	364	590	576	
Schley	*	*	*	*	*	*	*	*	*	*	*	
Screven	21	1	1	52	6	3	1	0	85	103	124	
Seminole	5	7	0	29	9	1	13	0	64	283	61	
Spalding	47	9	1	139	65	14	24	0	299	511	515	
Stephens	*	*	*	*	*	*	*	*	*	*	*	
Stewart	*	*	*	*	*	*	*	*	*	*	*	
Sumter	23	4	1	94	19	6	16	0	163	303	234	
Talbot ¹	3	3	0	3	4	1	2	0	16	10	29	
Taliaferro	*	*	*	*	*	*	*	*	*	*	*	
Tattnall	16	1	1	35	28	7	13	0	101	124	127	
Taylor	11	5	0	33	7	2	0	0	58	77	75	
Telfair	*	*	*	*	*	*	*	*	*	*	*	
Terrell ²	9	3	1	9	3	1	1	0	27	36	49	
Thomas	29	4	6	114	27	4	306	0	490	421	197	
Tift	33	9	4	103	29	2	15	0	195	561	284	
Toombs	32	7	1	66	32	11	8	0	157	278	226	
Towns ²	4	0	1	26	2	1	1	0	35	32	58	
Treutlen	*	*	*	*	*	*	*	*	*	*	*	
Troup	54	9	3	209	31	9	36	0	351	408	448	
Turner	5	3	0	35	11	1	6	0	61	75	51	
Twiggs ³	7	0	0	12	4	1	24	0	48	43	65	
Union	12	4	1	52	17	3	0	0	89	103	183	
Upson ¹	28	10	1	99	30	7	14	0	189	206	142	
Walker	43	12	6	172	82	21	26	0	362	92	353	
Walton	40	6	7	123	78	14	33	0	301	347	460	
Ware	26	5	1	128	24	8	4	0	196	394	200	
Warren	*	*	*	*	*	*	*	*	*	*	*	
Washington ³	14	1	1	35	17	3	1	0	72	103	107	
Wayne	*	*	*	*	*	*	*	*	*	*	*	
Webster	*	*	*	*	*	*	*	*	*	*	*	
Wheeler	*	*	*	*	*	*	*	*	*	*	*	
White	*	*	*	*	*	*	*	*	*	*	*	
Whitfield	69	3	3	227	24	9	28	0	363	417	425	
Wilcox	*	*	*	*	*	*	*	*	*	*	*	
Wilkes	8	0	3	40	20	1	10	0	82	48	92	
Wilkinson	13	4	0	24	6	3	8	0	58	70	107	
Worth	20	4	1	39	29	4	15	0	112	175	199	
Total	5,278	860	721	15,167	10,555	1,651	3,090	498	37,820	52,087	40,969	

Data from 116 of 159 courts.

¹Reported one quarter. ²Reported two quarters. ³Reported three quarters.

Probate Court Criminal Caseload for Calendar Year 1998 (docket entries)

County	MISDEMEANOR						TRAFFIC						Total	
	Disposed by:						Disposed by:							
	Filed	Guilty Plea	Cash Bond	Non-Trial	Bench Trial		Filed	Guilty Plea	Cash Bond	Non-Trial	Bench Trial		Filed	Disposed
				Acquitted	Convicted					Acquitted	Convicted			
Appling	*	*	*	*	*	*	*	*	*	*	*	*	*	*
Atkinson ²	12	1	1	0	0	0	555	381	725	0	0	0	567	1,108
Baker	*	*	*	*	*	*	*	*	*	*	*	*	*	*
Banks	157	78	45	5	5	0	2,242	909	1,081	37	5	8	2,399	2,173
Barrow	0	0	0	0	0	0	3,875	1,215	2,303	357	0	0	3,875	3,875
Bartow	69	49	0	6	0	0	2,333	1,970	64	264	0	4	2,402	2,357
Ben Hill ¹	8	6	0	0	0	0	311	199	17	0	0	0	319	222
Berrien ¹	*	*	*	*	*	*	*	*	*	*	*	*	*	*
Bleckley	0	0	0	0	0	0	1,393	58	877	16	1	10	1,393	962
Brantley	24	6	4	14	0	0	1,337	531	436	370	0	0	1,361	1,361
Butts ²	105	22	51	12	0	1	1,678	217	1,466	150	0	8	1,783	1,927
Calhoun	*	*	*	*	*	*	*	*	*	*	*	*	*	*
Camden ²	12	7	10	4	0	2	1,546	656	801	214	41	25	1,558	1,760
Catoosa	*	*	*	*	*	*	*	*	*	*	*	*	*	*
Charlton	*	*	*	*	*	*	*	*	*	*	*	*	*	*
Chattahoochee	*	*	*	*	*	*	*	*	*	*	*	*	*	*
Clay	*	*	*	*	*	*	*	*	*	*	*	*	*	*
Columbia	*	*	*	*	*	*	*	*	*	*	*	*	*	*
Cook	*	*	*	*	*	*	*	*	*	*	*	*	*	*
Crawford	110	68	7	2	3	0	1,578	990	530	13	5	9	1,688	1,627
Crisp	*	*	*	*	*	*	*	*	*	*	*	*	*	*
Dade	0	0	0	0	0	0	3,586	2,947	0	639	0	0	3,586	3,586
Dawson	*	*	*	*	*	*	*	*	*	*	*	*	*	*
Dodge	*	*	*	*	*	*	*	*	*	*	*	*	*	*
Dooly	*	*	*	*	*	*	*	*	*	*	*	*	*	*
Douglas	*	*	*	*	*	*	*	*	*	*	*	*	*	*
Echols	*	*	*	*	*	*	*	*	*	*	*	*	*	*
Fannin	57	56	0	7	0	6	1,421	1,299	0	63	4	8	1,478	1,443
Floyd	0	0	0	0	0	0	0	265	4,214	44	5	51	0	4,579
Franklin	48	8	40	0	0	48	2,302	167	2,069	66	66	2,236	2,350	4,700
Gilmer	*	*	*	*	*	*	*	*	*	*	*	*	*	*
Glascocock	*	*	*	*	*	*	*	*	*	*	*	*	*	*
Gordon	46	27	0	0	0	0	4,358	3,984	218	200	0	0	4,404	4,429
Greene	155	10	114	18	0	0	2,637	343	1,970	59	0	0	2,792	2,514
Hancock	*	*	*	*	*	*	*	*	*	*	*	*	*	*
Haralson	14	14	0	0	0	0	3,342	2,853	11	478	0	0	3,356	3,356
Harris	0	0	0	0	0	0	5,521	4,488	90	943	0	0	5,521	5,521
Hart	116	38	84	4	0	0	1,041	800	401	39	0	0	1,157	1,366
Heard	*	*	*	*	*	*	*	*	*	*	*	*	*	*
Henry	62	13	15	0	0	0	10,062	4,848	6,896	804	27	270	10,124	12,873
Irwin	*	*	*	*	*	*	*	*	*	*	*	*	*	*
Jasper	299	69	225	5	0	0	919	180	717	22	0	0	1,218	1,218
Johnson	*	*	*	*	*	*	*	*	*	*	*	*	*	*
Jones	32	8	25	1	0	2	2,217	329	1,055	130	1	7	2,249	1,558
Lamar	*	*	*	*	*	*	*	*	*	*	*	*	*	*
Lanier ²	33	2	31	0	0	0	327	104	254	3	0	0	360	394
Laurens	32	52	1	0	0	0	13,632	12,197	286	270	62	257	13,664	13,125
Lee ³	0	0	0	0	0	0	2,817	2,177	376	264	0	93	2,817	2,910
Lincoln	*	*	*	*	*	*	*	*	*	*	*	*	*	*
Lumpkin	*	*	*	*	*	*	*	*	*	*	*	*	*	*
Macon ³	0	0	0	0	0	0	1,330	959	0	36	0	0	1,330	995

Probate Court Criminal Caseload for Calendar Year 1998 (docket entries)

County	MISDEMEANOR						TRAFFIC						Total	
	Disposed by:						Disposed by:							
	Filed	Guilty Plea	Cash Bond	Non-Trial	Bench Trial		Filed	Guilty Plea	Cash Bond	Non-Trial	Bench Trial		Filed	Disposed
				Acquitted	Convicted					Acquitted	Convicted			
Madison	*	*	*	*	*	*	*	*	*	*	*	*	*	*
Marion ³	0	0	0	0	0	0	866	722	102	32	0	0	866	856
McDuffie	0	0	0	0	0	0	4,486	1,620	2,285	252	4	21	4,486	4,182
Meriwether	50	69	0	2	2	5	3,527	1,737	3	257	45	203	3,577	2,323
Monroe ³	113	39	97	14	0	2	8,164	2,407	5,885	377	2	37	8,277	8,860
Montgomery	*	*	*	*	*	*	*	*	*	*	*	*	*	*
Morgan ¹	29	13	16	0	0	0	2,526	207	2,213	79	19	8	2,555	2,555
Murray ²	0	0	0	0	0	0	934	843	56	35	0	0	934	934
Newton	*	*	*	*	*	*	*	*	*	*	*	*	*	*
Oconee ¹	0	0	0	0	0	0	907	138	694	75	0	0	907	907
Oglethorpe	8	1	8	0	0	0	492	311	257	26	1	5	500	609
Paulding	138	41	1	5	0	3	3,972	3,316	134	342	12	38	4,110	3,892
Peach	0	0	0	0	0	0	5,119	1,872	3,176	71	0	0	5,119	5,119
Pickens ²	0	0	0	0	0	0	0	493	899	199	0	0	0	1,591
Pike	0	0	0	0	0	0	0	258	1,726	93	4	0	0	2,081
Polk ¹	33	24	0	0	0	0	1,196	1,154	0	67	3	13	1,229	1,261
Pulaski	0	0	0	0	0	0	1,690	1,158	415	117	0	0	1,690	1,690
Quitman	*	*	*	*	*	*	*	*	*	*	*	*	*	*
Rabun	*	*	*	*	*	*	*	*	*	*	*	*	*	*
Randolph	*	*	*	*	*	*	*	*	*	*	*	*	*	*
Schley	*	*	*	*	*	*	*	*	*	*	*	*	*	*
Seminole	48	0	37	2	0	0	1,562	121	1,179	68	15	29	1,610	1,451
Stewart	*	*	*	*	*	*	*	*	*	*	*	*	*	*
Talbot ¹	0	0	0	0	0	0	1,105	302	770	33	0	0	1,105	1,105
Taliaferro	*	*	*	*	*	*	*	*	*	*	*	*	*	*
Taylor	0	0	0	0	0	0	2,808	2,559	37	180	2	73	2,808	2,851
Telfair	*	*	*	*	*	*	*	*	*	*	*	*	*	*
Terrell ²	8	4	0	0	0	0	1,541	488	954	74	0	0	1,549	1,520
Toombs	*	*	*	*	*	*	*	*	*	*	*	*	*	*
Towns ²	19	10	0	3	0	0	206	184	3	6	0	0	225	206
Turner	0	0	0	0	0	0	2,621	347	1,159	111	0	0	2,621	1,617
Twiggs ³	55	37	15	2	1	0	1,286	813	334	135	4	0	1,341	1,341
Union	279	156	92	2	0	0	1,071	586	289	17	0	0	1,350	1,142
Upson ¹	0	0	0	0	0	0	3,921	791	2,923	206	5	37	3,921	3,962
Walton	129	60	19	34	1	12	5,172	2,298	2,208	330	17	137	5,301	5,116
Warren	*	*	*	*	*	*	*	*	*	*	*	*	*	*
Webster	*	*	*	*	*	*	*	*	*	*	*	*	*	*
Wheeler	*	*	*	*	*	*	*	*	*	*	*	*	*	*
White	*	*	*	*	*	*	*	*	*	*	*	*	*	*
Whitfield	4	4	0	0	0	0	13,178	10,916	644	1,618	0	0	13,182	13,182
Wilcox	*	*	*	*	*	*	*	*	*	*	*	*	*	*
Wilkes	58	22	32	7	0	2	1,553	764	756	31	1	9	1,611	1,624
Wilkinson	45	1	38	6	0	0	508	20	418	53	0	0	553	536
Total	2,443	1,088	1,048	156	12	83	142,771	81,491	56,376	10,365	351	3,596	145,214	154,566

Data from 53 of 93 courts with criminal jurisdiction.

¹Reported one quarter.

²Reported two quarters.

³Reported three quarters.

Magistrate Court Civil Caseload for Calendar Year 1998

County	Claims Cases			Dispossessories and Distress Warrants			Garnishments			Foreclosures and Attachments			Total		
	Filed	Disposed by:		Filed	Disposed by:		Filed	Disposed by:		Filed	Disposed by:		Warrants and Filings	Hearings and Dispositions	
		Non-Trial	Trial		Non-Trial	Trial		Non-Trial	Trial		Non-Trial	Trial			
Oglethorpe	374	301	36	39	24	15	33	33	0	8	4	2	1,098	1,016	
Paulding	716	305	89	582	469	50	78	34	2	47	36	3	3,635	1,537	
Peach	663	307	108	241	128	60	300	79	9	156	78	13	2,241	1,762	
Pickens	340	216	23	154	80	24	75	2	0	40	36	0	1,647	695	
Pierce	477	395	16	115	71	10	112	58	1	26	10	0	1,768	919	
Pike	239	165	59	89	61	12	36	39	0	19	8	4	917	748	
Polk	*	*	*	*	*	*	*	*	*	*	*	*	*	*	*
Pulaski	374	237	18	38	28	0	111	74	0	18	15	0	944	611	
Putnam	*	*	*	*	*	*	*	*	*	*	*	*	*	*	*
Quitman	37	6	31	1	0	0	1	0	1	1	1	0	260	218	
Rabun	353	255	80	45	12	27	59	50	0	13	7	5	1,103	640	
Randolph	424	372	10	25	25	0	72	72	0	29	29	0	803	719	
Richmond	3,964	2,510	1,036	4,203	2,556	439	1,695	1,064	12	0	0	0	26,517	13,340	
Rockdale	1,088	647	227	1,173	734	359	285	219	3	22	6	11	7,364	5,549	
Schley	153	110	11	22	14	4	45	8	0	6	5	1	363	318	
Screven	*	*	*	*	*	*	*	*	*	*	*	*	*	*	*
Seminole	229	64	163	34	28	6	29	29	0	14	14	0	608	501	
Spalding	1,280	1,009	264	3,027	1,894	150	419	175	2	117	43	5	14,368	11,410	
Stephens	121	81	13	27	19	9	65	28	1	6	2	0	740	240	
Stewart	*	*	*	*	*	*	*	*	*	*	*	*	*	*	*
Sumter	1,971	1,932	84	530	512	18	644	644	0	89	69	4	6,225	5,935	
Talbot	103	100	3	16	16	0	9	9	0	1	1	0	211	142	
Taliaferro	*	*	*	*	*	*	*	*	*	*	*	*	*	*	*
Tattnall	931	727	88	37	0	37	277	277	0	46	0	46	2,780	1,638	
Taylor	224	199	25	28	5	0	47	12	1	47	6	0	860	406	
Telfair	574	557	18	33	30	3	238	234	4	23	22	1	1,474	1,301	
Terrell	454	0	1	84	0	0	100	0	0	47	0	0	1,477	698	
Thomas	2,852	2,203	196	394	0	71	1,055	113	0	0	0	0	8,932	5,596	
Tift	1,683	1,426	257	771	722	49	991	952	5	88	26	62	6,414	5,164	
Toombs	1,767	540	79	531	175	18	646	1	1	52	0	2	9,514	3,388	
Towns	60	50	8	21	22	1	10	7	0	2	4	0	404	148	
Treutlen	*	*	*	*	*	*	*	*	*	*	*	*	*	*	*
Troup	3,840	2,856	417	1,606	1,489	185	2,114	1,277	10	199	181	14	12,017	8,662	
Turner	416	245	57	56	48	8	87	49	4	35	34	0	1,036	560	
Twiggs	325	118	19	52	35	5	45	28	0	10	3	3	968	523	
Union	290	164	60	62	27	21	49	34	0	12	10	0	1,016	513	
Upson	1,151	693	172	343	293	19	483	394	2	26	25	0	4,150	2,771	
Walker	1,044	703	113	525	294	85	292	145	0	64	48	0	3,793	2,737	
Walton	898	657	126	1,491	1,106	223	207	174	2	151	129	24	6,380	4,616	
Ware	1,255	1,162	47	604	522	29	665	634	0	89	44	4	7,628	6,506	
Warren	187	185	2	77	58	0	85	0	0	0	0	0	477	255	
Washington	1,637	1,655	78	135	97	0	669	458	0	27	5	0	4,566	2,954	
Wayne	866	767	99	147	144	3	288	288	0	64	64	0	2,914	2,017	
Webster	*	*	*	*	*	*	*	*	*	*	*	*	*	*	*
Wheeler	*	*	*	*	*	*	*	*	*	*	*	*	*	*	*
White	137	51	78	46	31	16	42	31	1	11	8	1	1,376	1,120	
Whitfield	2,455	2,128	327	901	762	139	1,548	1,534	14	40	33	7	9,426	8,298	
Wilcox	*	*	*	*	*	*	*	*	*	*	*	*	*	*	*
Wilkes	423	250	42	47	42	0	145	109	0	1	1	0	919	592	
Wilkinson	673	659	14	28	27	1	181	181	0	17	17	0	1,220	980	
Worth	291	270	21	70	65	5	65	65	0	15	11	4	822	511	
Total	146,612	101,847	24,148	127,970	74,105	25,242	46,173	32,222	648	11,972	6,297	1,047	783,121	611,189	

Magistrate Court Criminal Caseload for Calendar Year 1998

County	Warrants Issued				Hearings			Ordinance Violations			Misdemeanors - Bad Checks		
	Felony	Misdemeanor	Good	Search	First	Committment	Good	Filed	Disposed by:		Filed	Disposed by:	
	Arrest	Arrest	Behavior		Appearance		Behavior		Non-Trial	Trial		Non-Trial	Trial
Oglethorpe	137	192	25	2	145	210	17	236	173	0	52	56	0
Paulding	871	785	0	26	174	0	0	114	114	0	416	259	2
Peach	49	14	18	45	491	39	13	2	0	3	753	318	116
Pickens	323	386	0	31	134	0	0	0	0	0	298	180	0
Pierce ³	301	645	1	8	322	2	1	30	9	12	53	12	0
Pike	209	228	32	10	338	14	4	0	0	0	55	43	1
Polk	*	*	*	*	*	*	*	*	*	*	*	*	*
Pulaski	179	218	0	6	238	1	0	0	0	0	0	0	0
Putnam	*	*	*	*	*	*	*	*	*	*	*	*	*
Quitman	13	35	20	0	3	7	17	130	130	0	22	22	0
Rabun	178	184	63	5	0	0	0	13	10	4	190	137	53
Randolph	78	91	0	8	190	0	0	0	0	0	76	18	3
Richmond	3,489	7,964	0	22	1,574	579	0	4,852	2,897	511	328	154	8
Rockdale	1,256	2,308	62	24	1,869	203	100	376	67	334	770	565	205
Schley	13	80	1	3	81	78	1	8	2	0	32	3	0
Screven	*	*	*	*	*	*	*	*	*	*	*	*	*
Seminole	108	71	0	5	79	0	0	30	27	3	88	88	0
Spalding	2,525	4,341	67	97	3,241	2,416	100	856	0	836	1,639	631	644
Stephens ¹	109	298	0	5	0	9	0	1	1	0	108	77	0
Stewart	*	*	*	*	*	*	*	*	*	*	*	*	*
Sumter	1,155	1,749	0	82	2,667	0	0	5	3	2	0	0	0
Talbot ³	9	55	10	0	7	0	0	0	0	0	8	6	0
Taliaferro	*	*	*	*	*	*	*	*	*	*	*	*	*
Tattall	514	215	0	11	453	0	0	10	0	10	739	0	0
Taylor	135	310	64	5	59	35	64	0	0	0	0	0	0
Telfair	262	169	47	11	122	0	3	0	0	0	117	307	0
Terrell	259	354	0	8	575	1	0	9	0	0	162	7	114
Thomas	1,293	1,528	2	110	1,953	6	2	6	3	1	1,692	857	191
Tift	951	1,122	0	19	792	84	0	0	0	0	789	789	0
Toombs	737	3,289	24	29	68	90	5	4	0	6	2,435	2,143	260
Towns ³	151	149	1	10	54	2	0	0	0	0	0	0	0
Treutlen	*	*	*	*	*	*	*	*	*	*	*	*	*
Troup	1,898	1,454	0	61	1,357	688	0	101	46	60	744	82	0
Turner	194	231	0	17	112	3	0	0	0	0	0	0	0
Twiggs	181	239	31	5	159	105	15	6	0	6	74	26	1
Union	144	256	10	19	79	5	0	13	6	6	161	79	22
Upson	622	389	56	29	439	104	3	285	197	65	766	361	4
Walker	572	806	11	62	1,077	0	11	87	66	23	330	172	0
Walton	1,024	1,293	254	23	572	546	108	297	179	168	742	511	91
Ware	1,241	1,383	81	51	1,500	31	59	125	67	37	2,134	1,502	868
Warren ³	11	96	0	0	0	0	0	0	0	0	21	1	9
Washington	680	1,110	0	28	395	4	0	0	0	0	280	186	76
Wayne	572	446	3	1	209	0	3	0	0	0	527	392	48
Webster	*	*	*	*	*	*	*	*	*	*	*	*	*
Wheeler	*	*	*	*	*	*	*	*	*	*	*	*	*
White	428	266	35	30	223	83	35	3	0	3	378	442	117
Whitfield	1,720	1,310	16	62	1,953	12	15	825	719	106	549	549	0
Wilcox	*	*	*	*	*	*	*	*	*	*	*	*	*
Wilkes	134	74	0	2	134	1	1	12	8	4	81	0	0
Wilkinson	150	160	0	9	79	0	0	2	1	1	0	0	0
Worth ²	155	219	0	7	63	7	0	0	0	0	0	0	0
Total	127,161	164,193	4,036	8,445	169,928	58,346	3,957	75,835	13,724	38,837	70,724	51,289	9,552

Data is from 135 courts. [*] Indicates that this county did not report caseload.

¹Reported one quarter. ²Reported two quarters. ³Reported three quarters.

In Bartow and Fulton Counties felony and misdemeanor warrants are combined and shown in the felony category.

RESEARCH & COURT SERVICES

The Research and Court Services Division of the Administrative Office of the Courts compiles and maintains caseload and demographic data for the court system. Reports of caseload statistics and trends are available. It also prepares memoranda, surveys, assessments and evaluations either routinely or upon request. Examples are the judgeship study for superior courts, circuit boundary studies, creation of state courts, pilot court evaluations for the Judicial Council and compensation comparisons for each level of court. Other areas of expertise include case, records and jury management issues.

Holly Sparrow

Assistant Director

J.D. University of Georgia
B.A. Political Science, Indiana University
404-651-6327
e-mail: sparrowh@aoc.courts.state.ga.us

Kenyetta Alexander

Research Associate

B.A. Political Science, LaGrange College
A.A. Criminal Justice, LaGrange College
404-656-6404
e-mail: alexandk@aoc.courts.state.ga.us

Yvonne Gholston

Administrative Assistant

A.S. DeKalb Community College
Computer Programming Certificate,
Control Data Institute
404-463-6298
e-mail: gholstoy@aoc.courts.state.ga.us

Research is ready to answer your short inquiries or prepare in-depth studies of an issue. Just contact us by telephone or e-mail.

George Lange III

Director

404-656-5171
langez@aoc.courts.state.ga.us



RESEARCH REVIEW

Administrative Office of the Courts
244 Washington Street, S.W., Suite 550
Atlanta, GA 30334-5900

BULK RATE
U.S. POSTAGE
PAID
ATLANTA, GA
PERMIT #1880